












Oil Burner Log

To use this log, log the date when you first fill up the oil to H, and then measure occasionally, noting the oil level. Once you hit L, refill until it's back up to H, and note how much oil it takes to fill from the low to high mark, and note it here:

How much oil does it take to fill from the low mark to the high mark? _____

Then, enter the data into the Oil Burner Log spreadsheet.

| Date | Odometer | Gas Fill Up | Oil Top Off | Oil Dipstick |
|------|----------|-------------|-------------|---|
| | | | |  |
| | | | |  |
| | | | |  |
| | | | |  |
| | | | |  |
| | | | |  |
| | | | |  |
| | | | |  |
| | | | |  |
| | | | |  |
| | | | |  |